


C0934



4-H RECORD BOOK

LEVEL 2

WASHINGTON STATE UNIVERSITY EXTENSION



NAME: _____ #YEARS IN 4-H: _____ AGE: _____

DATE OF BIRTH: _____ GRADE IN SCHOOL: _____ 4-H DIVISION: JR INT SR

ADDRESS: _____

CLUB: _____

COUNTY: _____

CALENDAR YEAR: _____

INSTRUCTIONS

- Use this record book for all the things you do in 4-H this year. Put it in a notebook with your other records. Separate each section with a tab. Each project should also have a tab. Keep the project commitment, project journal, project highlights, and financial summary for each project together.
- You may also want a scrapbook in which to keep ribbons, certificates, and programs.
- Use your records to look back at your progress during the year. This will be helpful when you make plans for next year.
- When you complete your 4-H program for this year, write your 4-H story.
- The record book is your personal work. Keep it current as the year progresses. Do your own handwriting or typing.

My 4-H Planning Calendar. Write down the events and activities you will be involved in. Keep track of important events such as 4-H meetings, county fair, camp, and project-related activities.

My 4-H Projects. Use a separate project commitment, project journal, project highlights, and financial summary for each of your projects.

Project Commitment. This is an agreement between you, your project leader, and your parents about what you want to learn and how they will help you. Obtain the required signatures.

Project Journal. Complete one of these forms for each project in which you enroll.

If you need more space for the project journal, add more pages. For some projects you may wish to use the journal as a weekly summary of what is recorded in your add sheets or on work sheets you have created.

Headings for the project journal:

- **Date.** This is a log of your actions. Keep it up to date.
- **What did you do or make?** List, in order, the things you did or made (purchased supplies, cooked dinner, taught my dog to heel).
- **How much?/How many?** How much did you buy? How many people did you serve? If this column doesn't apply to what you did, leave it blank.
- **Cost.** What was the total cost of the items you purchased? If you used feed or other materials given to you by others, estimate the cost. For many other things you do, such as teaching your dog to heel, there will be no cost or income.

- **Income/Value.** What was the amount you received for items sold, or the estimated value of items you made or raised that were used at home?
- **Time.** Estimate the time you spent on this action related to your project. For some activities you may want to summarize weekly or monthly hours spent.
- **Comments and what you learned.** Briefly tell what problems you had, things you learned, and how you feel about what you did or made.

Project Highlights. Look back at your project commitment. Did you learn what you planned to learn? What problems did you have to solve? What were your main successes? What would you do differently if you did it again, knowing what you know now?

Financial Summary. This is a summary of your project's financial value, what you spent, and what you earned during the year. It summarizes your project journal. Do an inventory when you start your records each year and when you close your records. The difference between what you own from the start to the close of the project is part of your profit or loss for the year.

Project Add Sheets. There may be add sheets for projects with special planning or recording needs (breeding records, milk records, garden plan). Use the add sheets for your project as well as the project journal.

Permanent 4-H Record. Use this to record your participation in leadership, public presentations, demonstrations, judging, and other activities and contests during the years you are in 4-H.

My 4-H Story

Narrative. Write your story for the year in narrative form. Write as though you are actually talking to the reader. Your story should have four parts and be no longer than two sides of one page.

Introduce yourself.

Write about your projects. Do not repeat the project highlights.

Share your 4-H club experiences and how you were involved in your community and school.

Write about how you have changed as a result of your 4-H experience.

Supplemental Information. This section is limited to two sides of one page. It should be related to your club, community, or school. It may contain pictures, news clippings, or letters. All items should be captioned.

MY 4-H PLANNING CALENDAR

Place a check after each event you attend.

October

Date Event Place & Time ✓

Date	Event	Place & Time	✓

November

Date Event Place & Time ✓

Date	Event	Place & Time	✓

December

Date Event Place & Time ✓

Date	Event	Place & Time	✓

MY 4-H PLANNING CALENDAR

Place a check after each event you attend.

January

Date	Event	Place & Time	✓

February

Date	Event	Place & Time	✓

March

Date	Event	Place & Time	✓

MY 4-H PLANNING CALENDAR

Place a check after each event you attend.

April			
Date	Event	Place & Time	v

May			
Date	Event	Place & Time	v

June			
Date	Event	Place & Time	v

MY 4-H PLANNING CALENDAR

Place a check after each event you attend.

July

Date	Event	Place & Time	✓

August

Date	Event	Place & Time	✓

September

Date	Event	Place & Time	✓

PROJECT RECORD

YEARS IN 4-H _____ PROJECT _____ YEARS IN THIS PROJECT _____

THIS IS WHAT I WANT TO LEARN THIS YEAR:

MEMBER'S SIGNATURE

DATE

THIS IS WHAT MY LEADER AGREED TO HELP ME LEARN:

LEADER'S SIGNATURE

DATE

THIS IS HOW MY PARENT(S)/GUARDIAN AGREED TO HELP ME LEARN:

PARENT(S)/GUARDIAN SIGNATURE

DATE

PROJECT PHOTOS

				INDIVIDUAL HORSE RECORD
---	---	---	---	--

Add this sheet to your regular 4-H Record Book. Keep all your records in one book.

 C0856

Complete one record for each project animal per year.


Name of Horse _____ Date Born _____ Age _____

Breed _____ Reg. No. (if any) _____

Identification: Height _____ Weight _____ Sex _____

Color _____ Markings _____

Draw in any identifying markings.



Date Obtained _____ From _____

Disposal Date _____ Reason or Sold to _____

HEALTH RECORD: Record all medicinal care administered by you or your veterinarian (immunizations, dewormings, drugs, surgery, breeding record, etc.). Record expenses in C0857, *Horse Management Record*.

Date	Type / Explanation	Date	Type / Explanation

Horses Name: _____

TIME INVESTED RECORD: Record total time spent, for each month

MONTH	FEEDING	GROOMING	CLEANING STALL/FASTURE	TRAINING/ RIDING HRS	EXPLAIN RIDING/TRAINING HRS	SHOW/ EVENT HRS	MEDICAL/ HEALTH CARE	OTHER STUDY	TOTAL TIME
October									
November									
December									
January									
February									
March									
April									
May									
June									
July									
August									
September									
TOTAL HRS									

ANNUAL TOTAL TIME INVESTED _____ Post total time to Financial Summary, line 8.

Comments / Explanations:



Horse Management Record Book



Year in 4-H Horse Project: _____

PROJECT INVENTORY: Include all major items and animals related to your project. Similar items, Such as grooming tools, may be grouped on one line. Record the status. (new, used, broken, lost, stolen, etc.), and the value of each item. Record income from sales of inventory at end of year.

Beginning Inventory Date _____ (To be filled out at the beginning of the 4-H year)

Items	*Status	Value

Items	*Status	Value

Post beginning inventory to financial summary line 2

Beginning Inventory Total: _____

Ending Inventory Date _____ (To be filled out at the end of the 4-H year)

Items	*Status	Value

Items	*Status	Value

Post ending inventory to financial summary line 5

Ending Inventory Total: _____

HOOF CARE RECORD: Record shoeings, trimmings, and any additional hoof care received. Record any related cost in your Expense Record.

Date	Explanation	Date	Explanation

EXPENSE RECORD: Record all expenses relating to your Horse Project (hay, grain, salt, vitamins, bedding, barn and pasture maintenance, entry fees, equipment, etc.). Include amounts. (1 ton alfalfa hay, 3 80# bags rolled oats, etc.). You may record either the amount it costs you to feed your horse per month OR the amount purchased per month. If you board your horse, enter monthly bill. If you receive something in exchange for your work or as a gift, put "0" in Cost Column and write a short explanation.

October	Cost
Total Monthly Cost	

November	Cost
Total Monthly Cost	

December	Cost
Total Monthly Cost	

January	Cost
Total Monthly Cost	

February	Cost
Total Monthly Cost	

March	Cost
Total Monthly Cost	

April	Cost
Total Monthly	

May	Cost
Total Monthly Cost	

June	Cost
Total Monthly Cost	

July	Cost
Total Monthly Cost	

August	Cost
Total Monthly Cost	

September	Cost
Total Monthly Cost	

TOTAL ANNUAL EXPENSES \$ _____
(Post total annual expenses to financial summary #3)

CLINIC RECORD: Include Clinics, Seminars, and Workshops with or without your project animal. Record costs in Expense Record.

Date	Event	Comments

SUPPLEMENTAL INFORMATION

SUPPLEMENTAL INFORMATION

YOUR 4-H YEAR AGREEMENT


At the beginning of each year, leaders, members, and parents should agree on expectations for member participation in the club.

We suggest the following:

- Attend a certain number of club meetings.
- Attend a certain number of project meetings.
- Serve as a committee member or officer.
- Do a public presentation.
- Keep a record book.
- Learn some new skills and knowledge.
- Have an exhibit. Work on a community service project.
- Do leadership activities.
- Participate in an out-of-club activity such as camp or conference.
- Be creative. (This is the leader's and member's opportunity to think of other things that could contribute to the 4-H experience.)

WASHINGTON STATE UNIVERSITY



4-H Youth Development Program 

Issued by Washington State University Extension and the U.S. Department of Agriculture in furtherance of the Acts of May 8 and June 30, 1914. Extension programs and policies are consistent with federal and state laws and regulations on nondiscrimination regarding race, sex, religion, age, color, creed, and national or ethnic origin; physical, mental, or sensory disability; marital status or sexual orientation; and status as a Vietnam-era or disabled veteran. Evidence of noncompliance may be reported through your local WSU Extension office. Reprinted February 2009. Subject code 839.

C0934