

*Is your horse comfortable  
in his saddle?*



What is the purpose of a saddle?

- Distribute weight
- Offer stability to the rider
- Used as a tool

Choosing a Saddle:

- Quality leather / Highly rated brand
  - Comfort, safety, long life, resale value
- Condition
  - Tree, broken hardware, dry / cracked leather
- Straightness
  - English, on barrel
  - Western, push flat

pictures, Page 1

Where does the saddle go?

- Behind the shoulder, Shouldn't slide back
- Cinch position, 2 inches behind elbow

Most obvious issue is fit over withers:

- to narrow, pinches and restricts shoulder movement
- to wide, sits low in front, rubs on withers
- Hand test

Other Fit Points:

- Points (English)
- Twist,
- Bar angle at cantle
- Bar rock, can create bridging
- Bar flare
- Bar crown

Pictures, Page 2

- Bar relief
- Bar pattern, deep stirrup slot
- Bar Cannel, affects width
- Gullet, determined by multiple measurements
- Cantle gullet, shouldn't rub on spine

Pictures, Page 3

Bar length, for long or short backed horses

How do you know if it fits?

- pressure points can change with movement and rider
- Dry spots in sweat = pressure
- Palpate their back
- Bubble wrap

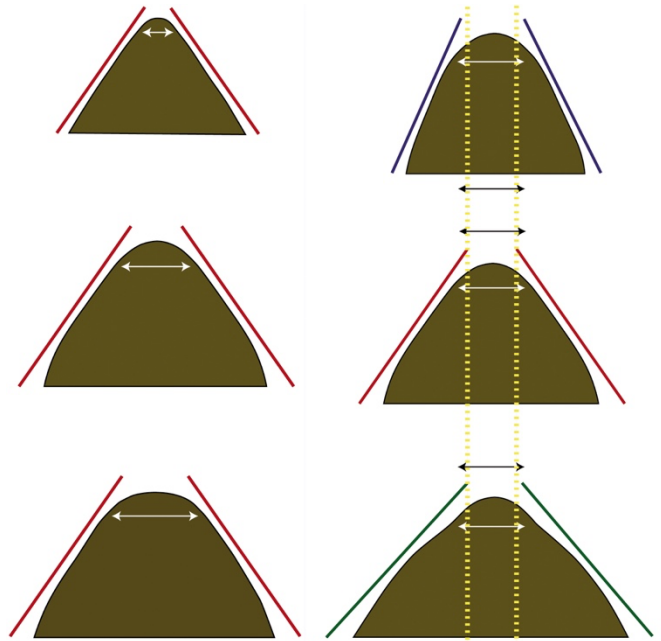
Pictures Page 4

Pads:

- Major problems can't be fixed
- Minor problem may be helped with therapeutic pad
- Felt pads won't relieve pressure points
- Fleece pads and blankets are too thin, try pinching it



Crooked English Saddle



Same Angle  
Different  
Width

Same Width  
Different  
Angle




Range of Shoulder  
Blade Motion

Saddle Bars On  
Western or Points  
On English Saddles  
Fit Behind The  
Shoulder Blades





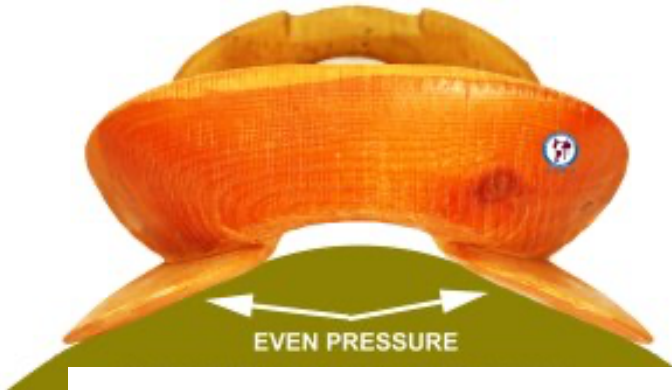
English Tree



Bar Twist

FIGURE 3

ANGLE OF THE BAR  
AT THE CANTLE FITS



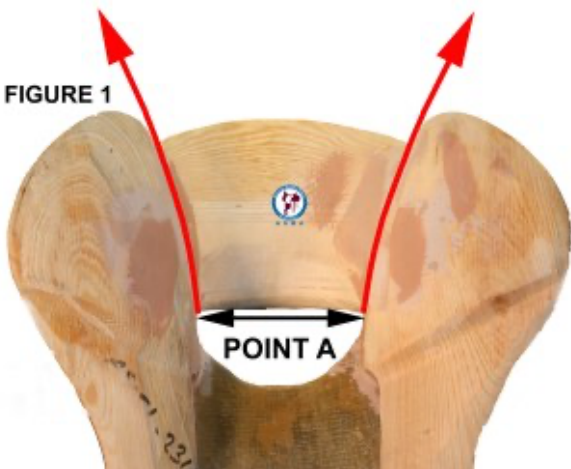
Bar Angle at Cantle

FIGURE 1



Bar Rock

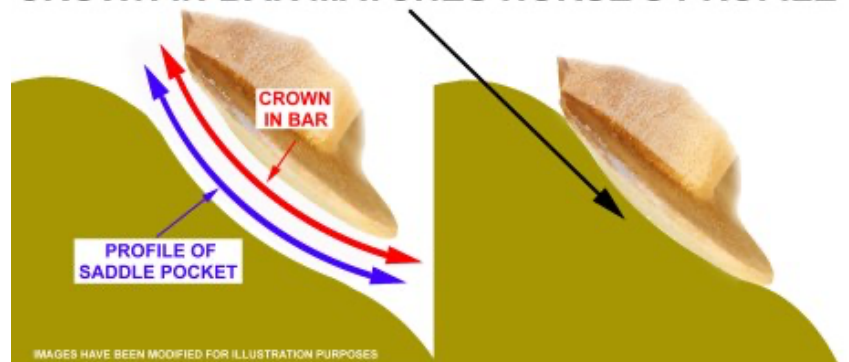
FIGURE 1



Bar Flare

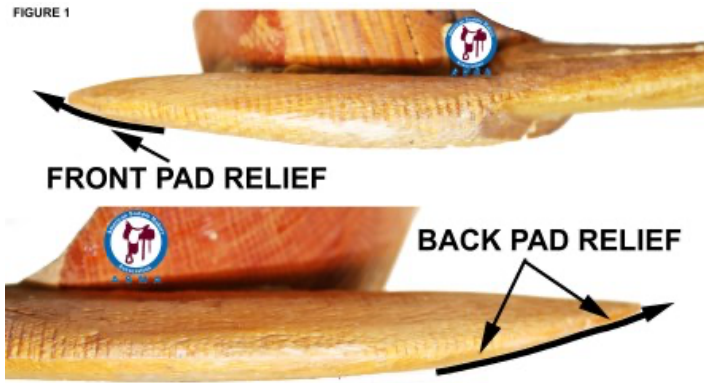
FIGURE 2

GOOD FIT  
CROWN IN BAR MATCHES HORSE'S PROFILE



Bar Crown

FIGURE 1



Bar Relief

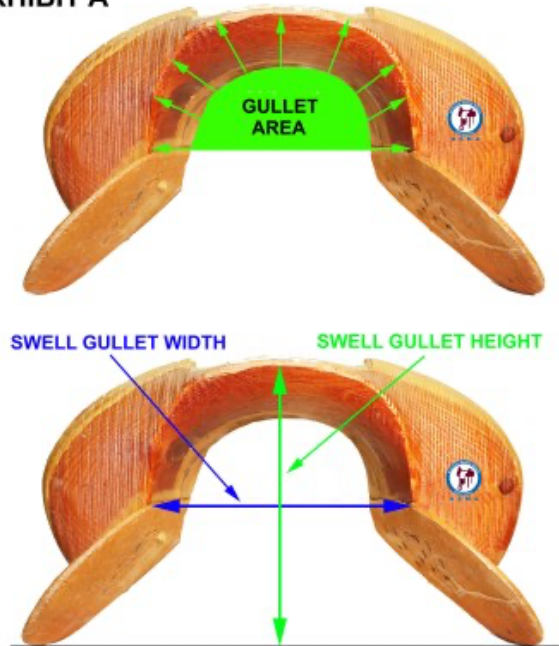


Bar Pattern



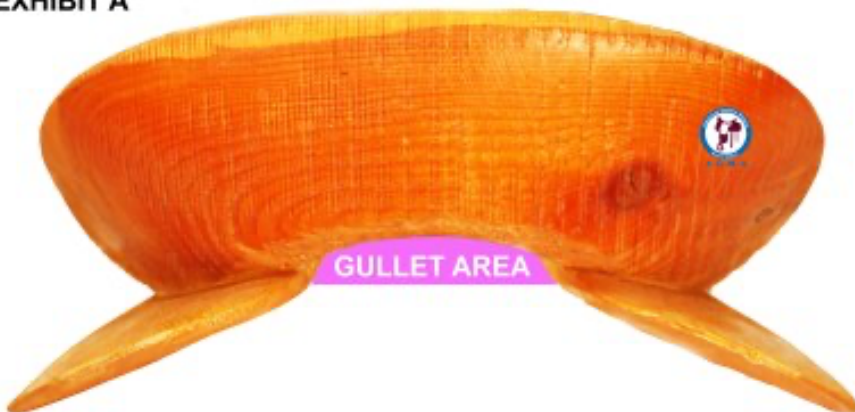
Bar Channel

EXHIBIT A



Gullet

EXHIBIT A



Cantle Gullet



Dry spots after riding can indicate tight saddle fit, either when standing or moving.



Some fitting issues can be helped with a therapeutic pad like a closed cell foam.



Palpate your horses back after riding to find tender spots.

Felt pads will not change saddle fit. Fleece pads and saddle blankets do not give enough protection. If in doubt, pinch your pad. How thick is it?